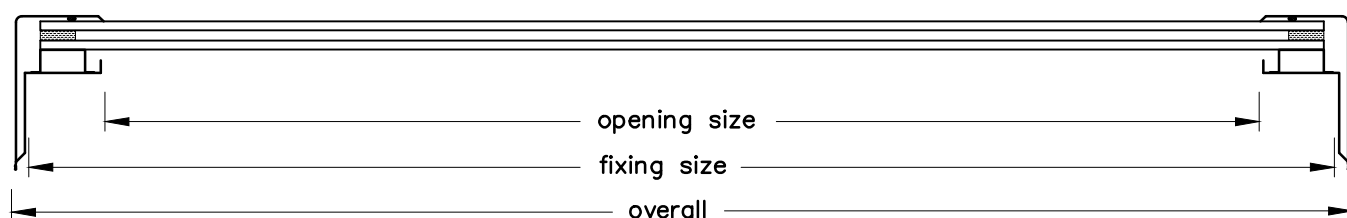
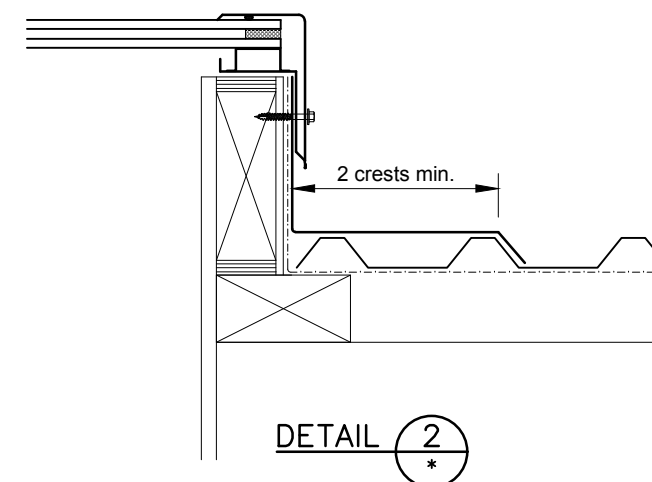
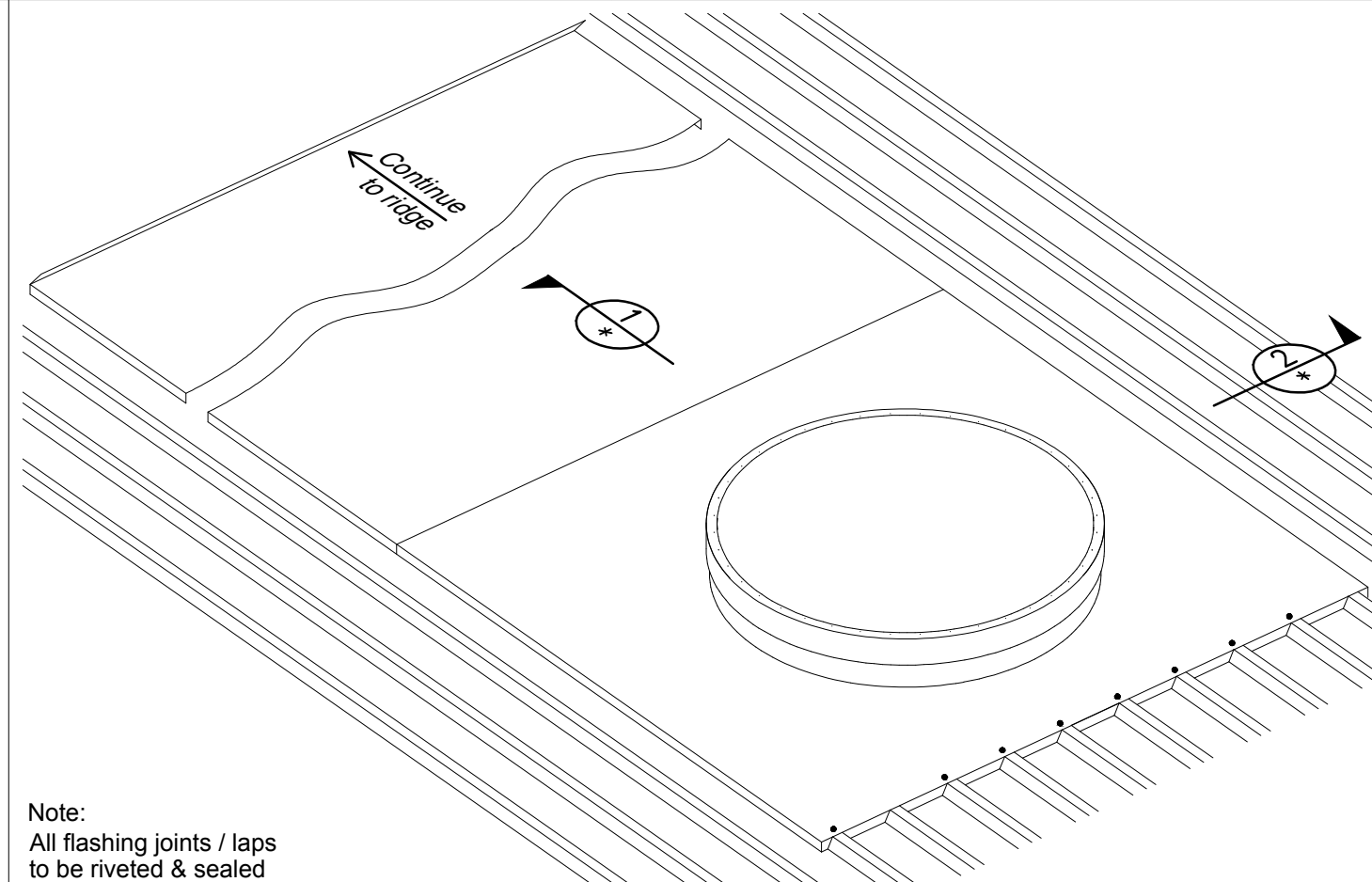


\* Dimensions to be in accordance with NZBC Clause E2

Suitable for roof pitch 5° to 60°




Round Roof Window Non Vent			
	DAYLIGHT DIMENSION	FIXING DIMENSION	OVERALL DIMENSION
RRW800	730mm Ø	845mm Ø	860mm Ø
RRW1000	930mm Ø	1045mm Ø	1060mm Ø
RRW1200	1130mm Ø	1245mm Ø	1260mm Ø
RRW1500	1430mm Ø	1545mm Ø	1560mm Ø
RRW1800	1730mm Ø	1845mm Ø	1860mm Ø
RRW2100	2030mm Ø	2145mm Ø	2160mm Ø



Note:  
All flashing joints / laps  
to be riveted & sealed

Not to scale, do not scale from drawing. All details are generic in nature and should be read in conjunction with the roofing manufacturers' standard penetration details.



ADLUX Industries Ltd. ©  
36 Olive Road, Penrose  
P.O. Box 13866, Auckland  
New Zealand.  
Ph: (09) 636 6866  
Fax: (09) 636 6846  
Email: sales@adlux.co.nz

## ROUND ROOF WINDOW TRAPEZOID ROOFING PROFILE (Back Tray) PITCH 5° TO 60°

DATE: 08/12/2020

DWG No: RRW-TZ-bt